

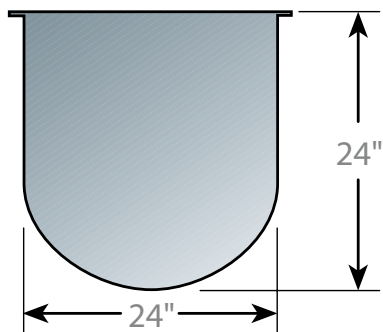


JC TriToon Marine
THE ORIGINAL TRITOON

JC TRITOON ADVANTAGE


- U-shaped pontoons offer **greater volume and carrying capacity** (1-2 person increase on average). Ride higher and drier. U-shape prevents water from getting on top of pontoon and weighing it down.
- **Full length center pontoon on ALL TriToon** boats adds performance and quality of ride versus the partial third tube that is offered by some competitors.
- **Cross members are bolted directly to pontoons** offering unmatched durability and strength. U-shaped tubes have **no stress on welds**, like round tubes have, because U-shaped tubes are bolted directly to cross members which increases the structural integrity. They are **NOT** bolted to a bracket that is then welded to the tubes which reduces the structural integrity of the overall boat.
- The TriToon™ Sport tube hull and tube design includes additional design innovations that **reduce water loads** and **allows for nearly seamless, cut-through performance**.
- Traditional round tubes used by competitors yields to more resistance and decreases the boat handling because the hull sits deeper in the water.

JC TriToon™ Spirit, NepToons, SportToon and SunLounger tubes
are constructed of .100 gauge marine aluminum with a .125 nose cone – the strongest on the market.




JC Tube

Tube has more flotation than a 25" round with an advanced U-shaped design.



JC Spirit/NepToon/ SunLounger/SportToon




Industry Standard

TT (TriToon™) Hull

The TT (*TriToon*) hull uses three tubes (24" x 24") with the transom integrated into the center tube. This hull design features a standard in-tube 49 gallon fuel tank, aluminum bottom skin and optional in-tube ski storage. The TT (*TriToon*) hull is standard on the NepToon TT, SunLounger TT and Spirit TT.

**Standard (twin tube) Hull**

The standard hull for Spirit is the twin tube (24" x 24") hull. The optional aluminum bottom skin is recommended for horsepower over 70.

**TriToon™ Sport Hull**

The awesome TriToon Sport hull adds our exclusive lifting fin design to the TT (*TriToon*) hull. Our TriToon Sport hull not only increases top end speed but also yields handling that is as quick and precise as any sport boat. This hull features a 49 gallon in-tube fuel tank and optional in-tube ski storage. The TriToon Sport hull is standard on the SportToon TT, NepToon TT Sport, and SunLounger TT Sport. Lifting fins are an available option on the NepToon TT and SunLounger TT.



Celebrating Over 40 Years
of Innovative Boat Design and Engineering



SPORTTOON 26TT DSL with High Tide Hull

SportToon STAND-OUT Standard Features

- .100 5052 H34 Aluminum Pontoons
- .125 Nose-cones
- Textured Powder Coated Rails (White or Black)
- 49 Gallon Fuel Tank
- JC Grass or JC Plank Flooring (Taupe or Gray)
- Garelick HD Seat Pedestal w/ Adjustable Slider
- SS Bow Rails
- SS Rub Rail insert
- Hydraulic Steering 1.7
- Power Assist for Hydraulic Steering
- Lifting Fins
- Upholstery Trim Package
- SS Stern Ladder w/LED Lights
- 4 - SS Flip-up Cleats
- Bow Pods w/corner cabinet
- Heavy Duty SS Ski Tow
- 7" Simrad touch screen GO7
- Fuel Gauge, Trim Gauge, Water Pressure Gauge
- JL MM-50 Stereo w/4 - JL 7.7 Speakers
- Ipod Interface and Bluetooth
- Battery Control Center
- Interior Courtesy Lighting
- Power Bimini Top - Electric (Sunbrella)

SportToon OPTIMAL Options

- High Tide Hull (available on 24', 26', 28' only)
- RFL Storage w/Drawer (port & stbd.)(RFL only)
- Lounger Arm w/Storage & Drawer - USB
- Lounger Arm w/Trash & flip down - USB
- Lounger Arm w/2-Drawers & flip down - USB
- Lounger Arm w/Wine Cabinet & flip down - USB
- Lounger Arm w/Cooler
- Lounger Arm w/Flip up Table & SS cups
- Upright Cooler
- Raised Helm Platform w/Marine Mat
- RGB Interior/Exterior Lighting Package
- In-Tube Storage w/Marine Mat
- 9" Simrad touch screen GO9
- Power Sport Arch w/Bimini
- Dual Rear Swim Platform w/Ladder
- Premium Speakers (6) JL 8.8 w/RGB Lights (w/600watt amp)
- JL Tower Speakers (2) w/RGB Lights (w/200watt amp) (requires Tower)
- JL MM-100 Stereo (requires Speakers w/JL amp option - includes Sirius)
- Misting System Floor and/or Bimini
- Misting System for Helm
- Seat Covers (Sunbrella)
- Mooring Cover (Sunbrella)

SportToon . SPECIFICATIONS

	22TT	24TT	26TT	28TT
Hull Type	TriToon	TriToon	TriToon	TriToon
Pontoon Length	22'	24'	26'	28'
Aluminum Gauge Tube	.100	.100	.100	.100
Aluminum Gauge Nose Cone	.125	.125	.125	.125
Deck Size	8' 6" x 22' 9"	8' 6" x 24' 9"	8' 6" x 26' 9"	8' 6" x 28' 9"
Boat Weight (Lbs.)*	2,660	2,920	3,180	3,440
Max Capacity (Lbs.)	3,200	3,600	4,000	4,400
Person Capacity	14	15	16	18
Passenger Capacity (Lbs.)	2,400	2,650	2,900	3,150
Max Horsepower	200	300 (350 HTH)	300 (350 HTH)	300 (350 HTH)

*Boat weights are approximate and do not take in account the weight of the engine and gear



6

RFL Storage with Drawer



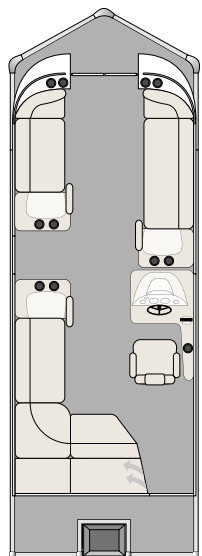
Deluxe Movable Cup Holder



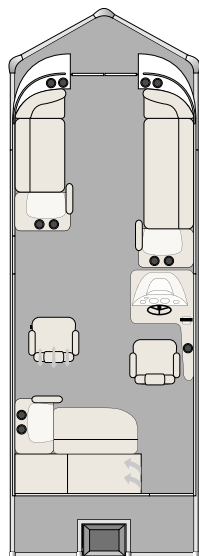
SportToon HTH Bow



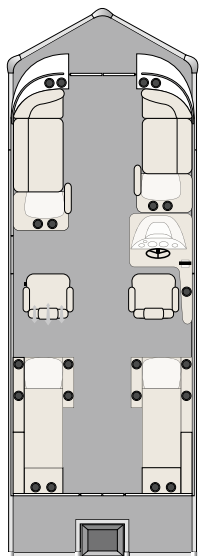
Lounger Arm with Storage & Flip-up Table



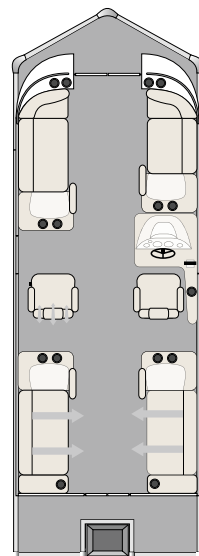
L-Group w/sundeck



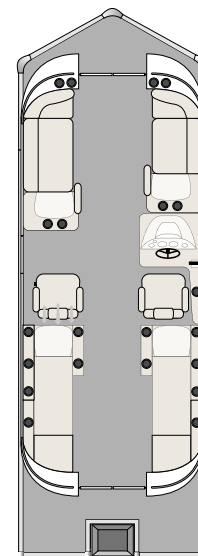
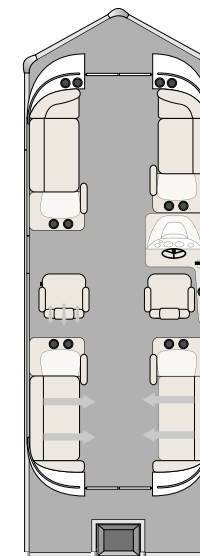
Companion Seat Group



Rear Facing Lounge (RFL)



Dual Stern Lounges (DSL)

Rear Facing Lounge (RFL)
with Deluxe Fiberglass SternDual Stern Lounges (DSL)
with Deluxe Fiberglass Stern

Flexible floor plan choices means making the most of your ride, and everyone will notice the iconic profile of a TriToon made boat coming down the channel and sailing across waves.



SportToon RFL with Power



SportToon Helm w/Black Cap



SPORTTOON 24TT RFL with High Tide Hull



SUNLOUNGER 25TT SPORT with High Tide Hull

SunLounge STAND-OUT Standard Features

- .100 5052 H34 Aluminum Pontoons
- .125 Nose-cones
- Textured Powder Coated Rails (White or Black)
- 49 Gallon Fuel Tank
- JC Grass or JC Plank Flooring (Taupe or Gray)
- Stern Slide-out Lounges
- Bow Gate Seat
- High Back Reclining Captain's Chair
- Garelick HD Seat Pedestal w/Adjustable Slider
- High Back Reclining Companion Chair
- Garelick HD Seat Pedestal w/Adjustable Slider
- Upholstery Trim Package
- SS Stern Ladder w/LED Lights
- 4 - SS Flip-up Cleats
- Heavy Duty Aluminum Ski Tow
- GPS Speedometer, Tachometer w/Hour Meter,
- Volt Meter, Fuel Gauge
- Trim Gauge, Water Pressure Gauge, 12V Recept in Stern
- JL MM-50 Stereo w/4 - JL 6.5 Speakers
- Ipod Interface and Bluetooth
- Battery Control Center
- Interior Courtesy Lighting
- Power Bimini Top - Electric (Sunbrella)

SPORT – Additional Standards

- Hydraulic Steering 1.7
- Power Assist for Hydraulic Steering
- Lifting Fins


SunLounge OPTIMAL Options

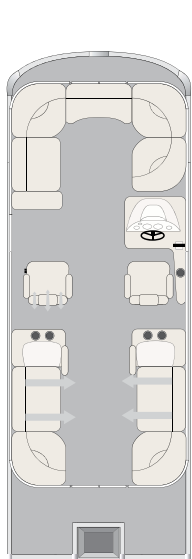
- High Tide Hull (available on 24', 26', 28' only)
- Lounger Arm w/Storage & Drawer - USB
- Lounger Arm w/Trash & flip down - USB
- Lounger Arm w/2-Drawers & flip down - USB
- Lounger Arm w/Wine Cabinet & flip down - USB
- Lounger Arm w/Cooler
- Lounger Arm w/Flip up Table & SS cups
- Upright Cooler
- Leg Lift for High Back Recliner (companion seat)
- Raised Helm Platform w/Marine Mat
- RGB Interior/Exterior Lighting Package
- SS Rubrail insert
- In-Tube Storage w/Marine Mat
- 7" Simrad touch screen GO7
- 9" Simrad touch screen GO9
- Wakeboard Tower for SunLounge
- Dual Rear Swim Platform w/Ladder
- Premium Speakers (6) JL 8.8 w/RGB Lights (w/600watt amp)
- Premium Speakers Rear Deck (2) JL 8.8 (w/200watt amp)
- JL Tower Speakers (2) w/RGB Lights (w/200watt amp) (requires Tower)
- JL MM-100 Stereo (requires Speakers w/JL amp option - includes Sirius)
- Misting System Floor and/or Bimini
- Misting System for Helm
- Seat Covers (Sunbrella)
- Mooring Cover (Sunbrella)

SunLounge . SPECIFICATIONS

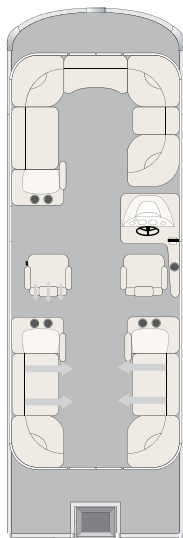
	23TT / 23TT Sport	25TT / 25TT Sport	27TT / 27TT Sport
Hull Type	TriToon	TriToon	TriToon
Pontoon Length	23'	25'	27'
Aluminum Gauge Tube	.100	.100	.100
Aluminum Gauge Nose Cone	.125	.125	.125
Deck Size	8' 6" x 23' 6"	8' 6" x 25' 6"	8' 6" x 27' 6"
Boat Weight (Lbs.)*	2,845	3,105	3,365
Person Capacity	15	16	18
Max Capacity (Lbs.)	3,600	4,000	4,400
Max Horsepower	150 / 300 (350 HTH)	150 / 300 (350 HTH)	150 / 300 (350 HTH)

*Boat weights are approximate and do not take in account the weight of the engine and gear

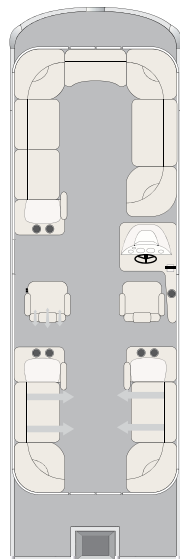




SunLounger 23TT



SunLounger 25TT



SunLounger 27TT

Enjoy a day at the sandbar with this JC favorite. The open stern area provides a generous swimming platform and superior maneuverability for skiing and tubing. The family will love the spacious, comfortable layout.



Suzuki Powered



Wireless Phone Charging Station



SUNLOUNGER 25TT SPORT with High Tide Hull



Swing Back STAND-OUT Standard Features

- .100 5052 H34 Aluminum Pontoons
- .125 Nose-cones
- Textured Powder Coated Rails (White or Black)
- 49 Gallon Fuel Tank
- JC Grass or JC Plank Flooring (Taupe or Gray)
- Stern Slide-out Lounges
- Bow Gate Seat
- High Back Reclining Captain's Chair
- Garelick HD Seat Pedestal w/ Adjustable Slider
- High Back Reclining Companion Chair
- Garelick HD Seat Pedestal w/ Adjustable Slider
- Upholstery Trim Package
- SS Bow Gate and SS Stern Rails and Gates
- Dual Swim Platforms w/ Stbd. Ladder
- 4 - SS Flip-up Cleats
- Heavy Duty Aluminum Ski Tow
- GPS Speedometer, Tachometer w/ Hour Meter,
- Volt Meter, Fuel Gauge
- Trim Gauge, Water Pressure Gauge, 12V Recept in Stern
- JL MM-50 Stereo w/4 - JL 6.5 Speakers
- Ipod Interface and Bluetooth
- Battery Control Center
- Interior Courtesy Lighting
- Power Bimini Top - Electric (Sunbrella)

SPORT – Additional Standards

- Hydraulic Steering 1.7
- Power Assist for Hydraulic Steering
- Lifting Fins

Swing Back OPTIMAL Options

- High Tide Hull(available on 24', 26', 28' only)
- Lounger Arm w/Storage & Drawer - USB
- Lounger Arm w/Trash & flip down - USB
- Lounger Arm w/2-Drawers & flip down - USB
- Lounger Arm w/Wine Cabinet & flip down - USB
- Lounger Arm w/Cooler
- Lounger Arm w/Flip up Table & SS cups
- Upright Cooler
- Leg Lift for High Back Recliner(companion seat)
- Raised Helm Platform w/Marine Mat
- RGB Interior/Exterior Lighting Package
- SS Rubrail insert
- In-Tube Storage w/Marine Mat
- 7" Simrad touch screen GO7
- 9" Simrad touch screen GO9
- Premium Speakers (6) JL 8.8 w/RGB Lights(w/600watt amp)
- Premium Speakers Rear Deck (2) JL 8.8 (w/200watt amp)
- JL MM-100 Stereo (requires Speakers w/JL amp option-includes Sirius)
- Misting System Floor and or Bimini
- Misting System for Helm
- Seat Covers (Sunbrella)
- Mooring Cover (Sunbrella)

Swing Back . SPECIFICATIONS

	23TT / 23TT Sport	25TT / 25TT Sport	27TT / 27TT Sport
Hull Type	TriToon	TriToon	TriToon
Pontoon Length	23'	25'	27'
Aluminum Gauge Tube	.100	.100	.100
Aluminum Gauge Nose Cone	.125	.125	.125
Deck Size	8' 6" x 23' 6"	8' 6" x 25' 6"	8' 6" x 27' 6"
Boat Weight (Lbs.)*	2,845	3,105	3,365
Person Capacity	15	16	18
Max Capacity (Lbs.)	3,600	4,000	4,400
Max Horsepower	150 / 300 (350 HTH)	150 / 300 (350 HTH)	150 / 300 (350 HTH)

*Boat weights are approximate and do not take in account the weight of the engine and gear



14

NepToon Helm w/White Cap



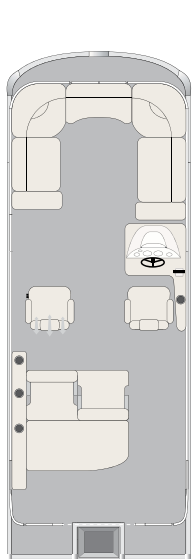
In-Tube Storage w/Marine Mat



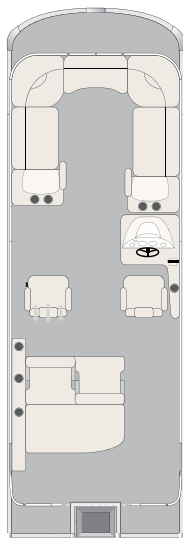
Lounger Arm w/Trash & Flip Down (USB)



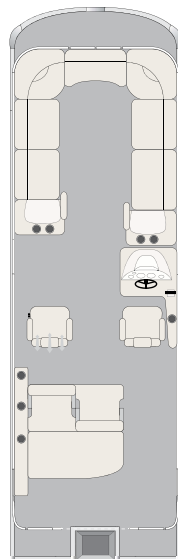
Step Pad at Gate



SunLounger
Swing Back 23TT




SunLounger
Swing Back 25TT




SunLounger
Swing Back 27TT

Our newest offering for 2020 is the exciting Swing Back SunLounger. The spacious stern with its double wide Sun Lounger gives lots of space for family fun under the sun.



NepToon Air Horn and Light Pod



SS Stern Ladder w/LED Lighting



SWING BACK 25TT SPORT with High Tide Hull



NEPTOON 25TT SPORT RFL with High Tide Hull

NepToon STAND-OUT Standard Features

- .100 5052 H34 Aluminum Pontoons
- .125 Nose-cones
- Textured Powder Coated Rails (White or Black)
- 49 Gallon Fuel Tank
- JC Grass or JC Plank Flooring (Taupe or Gray)
- High Back Reclining Captain's Chair
- Garelick HD Seat Pedestal w/ Adjustable Slider
- SS Stern Ladder w/LED Lights
- 4 - SS Flip-up Cleats
- Heavy Duty Aluminum Ski Tow
- GPS Speedometer, Tachometer w/ Hour Meter,
- Volt Meter, Fuel Gauge
- Trim Gauge, Water Pressure Gauge
- JL MM-50 Stereo w/4 - JL 6.5 Speakers
- Ipod Interface and Bluetooth
- Battery Control Center
- Interior Courtesy Lighting
- Power Bimini Top - Electric (Sunbrella)

SPORT – Additional Standards

- Hydraulic Steering 1.7
- Power Assist for Hydraulic Steering
- Lifting Fins

NepToon OPTIMAL Options

- High Tide Hull (available on 24' 26', 28' only)
- Lounger Arm w/Storage & Drawer - USB
- Lounger Arm w/Trash & flip down - USB
- Lounger Arm w/2-Drawers & flip down - USB
- Lounger Arm w/Wine Cabinet & flip down - USB
- Lounger Arm w/Cooler
- Lounger Arm w/Flip up Table & SS cups
- Upright Cooler
- Slide-out Bow Lounges (pair)
- Bow Gate Seat
- Raised Helm Platform w/Marine Mat
- RGB Interior/Exterior Lighting Package
- SS Bow Rails
- SS Rubrail insert
- In-Tube Storage w/Marine Mat
- 7" Simrad touch screen GO7
- 9" Simrad touch screen GO9
- Premium Speakers (6) JL 8.8 w/RGB Lights (w/600watt amp)
- Premium Speakers Rear Deck (2) JL 8.8 (w/200watt amp)
- JL MM-100 Stereo (requires Speakers w/JL amp option - includes Sirius)
- Misting System Floor and or Bimini
- Misting System for Helm
- Seat Covers (Sunbrella)
- Mooring Cover (Sunbrella)

NepToon . SPECIFICATIONS

	21TT / 21TT Sport	23TT / 23TT Sport	25TT / 25TT Sport	27TT / 27TT Sport
Hull Type	TriToon	TriToon	TriToon	TriToon
Pontoon Length	21'	23'	25'	27'
Aluminum Gauge Tube	.100	.100	.100	.100
Aluminum Gauge Nose Cone	.125	.125	.125	.125
Deck Size	8' 6" x 21' 6"	8' 6" x 23' 6"	8' 6" x 25' 6"	8' 6" x 27' 6"
Boat Weight (Lbs.)*	2,585	2,845	3,105	3,365
Person Capacity	14	15	16	18
Max Capacity (Lbs.)	3,200	3,600	4,000	4,400
Max Horsepower	150 / 200	150 / 300 (350 HTH)	150 / 300 (350 HTH)	150 / 300 (350 HTH)

*Boat weights are approximate and do not take in account the weight of the engine and gear




18

Raised Helm w/Marine Mat



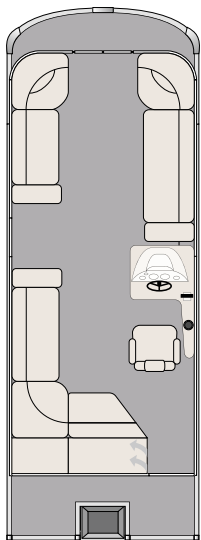
Evinrude G2 Powered



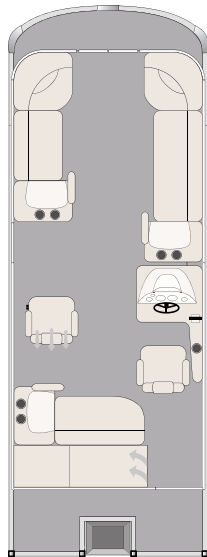
NepToon Interior



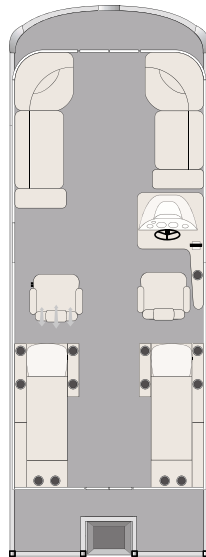
Lounger Arm w/Storage & Drawer (USB)



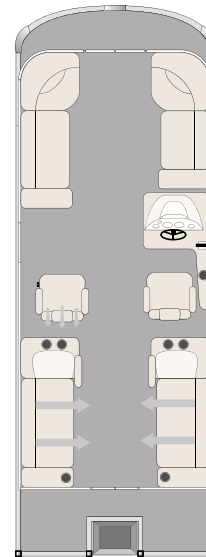
L-Group w/sundeck



Companion Seat Group



Rear Facing Lounge (RFL)



Dual Stern Lounges (DSL)

Enter into full-scale family fun when you power up the NepToon. With a TriToon hull or TriToon sport hull as options, you can assure everyone of an amped up outing.



NEPTOON 23TT SPORT with High Tide Hull



SS Flip-Up Cleat



Lounger Arm w/2 Drawers & Flip Down (USB)



Spirit STAND-OUT Standard Features

- .100 5052 H34 Aluminum Pontoons
 - .125 Nose-cones
 - Powder Coated Rails (White)
 - 4 - SS Flip-up Cleats
 - Analog Speedometer, Tachometer w/Hour Meter,
 - Trim Gauge, Water Pressure Gauge
- TT Models**
- 49 Gallon Fuel Tank
 - Fuel Gauge
- TT Sport - Additional Standards**
- Hydraulic Steering 1.7
 - Lifting Fins
 - High Back Reclining Captain's Chair
 - Heavy Duty Aluminum Ski Tow
 - JL MM-50 Stereo w/4 - JL 6.5 Speakers

Spirit OPTIMAL Options

- JC Grass or JC Plank Flooring (Taupe or Gray)
- High Back Reclining Captain's Chair
- Garelick HD Seat Pedestal w/Adjustable Slider
- Hydraulic Steering 1.7
- Raised Helm Platform w/JC Grass Mat
- Battery Control Center
- Heavy Duty Aluminum Ski Tow
- In-Tube Storage
- SS Bow Rails
- Docking Light Pods
- SS Stern Ladder w/LED Lights
- GPS Speedometer
- Lowrance HOOK2-5 w/gimble mount
- Digital Depth Gauge
- JL MM-50 Stereo w/4 - JL 6.5 Speakers
- Power Bimini Top - Electric (Sunbrella)
- Seat Covers (Sunbrella)
- Mooring Cover (Sunbrella)

Spirit . SPECIFICATIONS	201/201TT, Sport	221/221TT, Sport	222/222TT, Sport	241/241TT, Sport	242/242TT, Sport	245TT Sport
Hull Type	2 tube / 3 tube , Sport	2 tube / 3 tube , Sport	2 tube / 3 tube , Sport	2 tube / 3 tube , Sport	2 tube / 3 tube , Sport	Sport
Pontoon Length	19'	21'	21'	23'	23'	23'
Pontoon Size (2 or 3)	24" x 24"	24" x 24"	24" x 24"	24" x 24"	24" x 24"	24" x 24"
Deck Size	8' 6" x 19' 6"	8' 6" x 21' 6"	8' 6" x 21' 6"	8' 6" x 23' 6"	8' 6" x 23' 6"	8' 6" x 23' 6"
Boat Weight (Lbs.)*	1,930 / 2,200	2,165 / 2,460	2,165 / 2,460	2,395 / 2,720	2,395 / 2,720	2,820
Person Capacity	12 / 14	12 / 14	12 / 14	15 / 15	15 / 15	15
Max Capacity (Lbs.)	2,400 / 2,900	2,700 / 3,200	2,700 / 3,200	3,050 / 3,600	3,050 / 3,600	3,600
Max Horsepower	90 / 115 , 150	115 / 150 , 200	115 / 150 , 200	115 / 150 , 200	115 / 150 , 200	200

Spirit . SPECIFICATIONS	247TT Sport	262/262TT , Sport	265TT Sport	267TT Sport	282/282TT , Sport
Hull Type	Sport	2 tube / 3 tube , Sport	Sport	Sport	2 tube / 3 tube , Sport
Pontoon Length	23'	25'	25'	25'	27'
Pontoon Size (2 or 3)	24" x 24"	24" x 24"	24" x 24"	24" x 24"	24" x 24"
Deck Size	8' 6" x 23' 6"	8' 6" x 25' 7"	8' 6" x 25' 7"	8' 6" x 25' 7"	8' 6" x 27' 6"
Boat Weight (Lbs.)*	2,820	2,620 / 2,980	3,080	3,080	2,840 / 3,240
Person Capacity	15	16 / 16	16	16	15 / 18
Max Capacity (Lbs.)	3,600	3,400 / 4,000	4,000	4,000	3,750 / 4,400
Max Horsepower	200	115 / 150 , 200	200	200	115 / 150 , 200

*Boat weights are approximate and do not take in account the weight of the engine and gear



Spirit Docking Light Pod



High Back Recliner



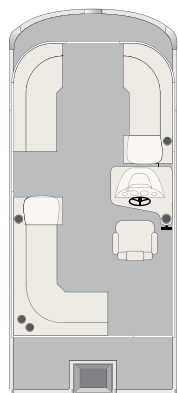
Spirit Chaise Arm Storage



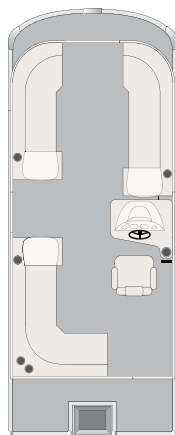
Spirit Helm Side Storage Access



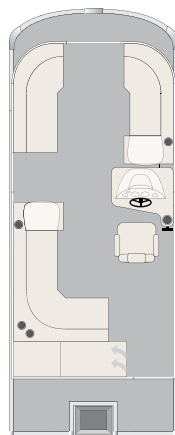
Spirit Helm



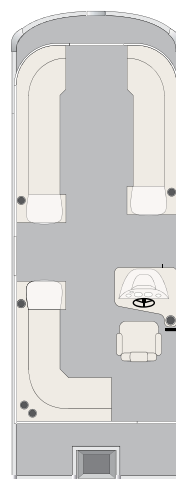
201/201TT



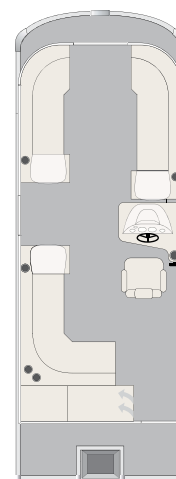
221/221TT



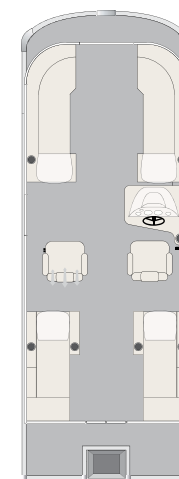
222/222TT



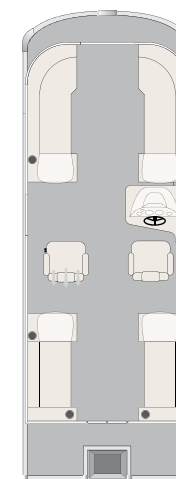
241/241TT



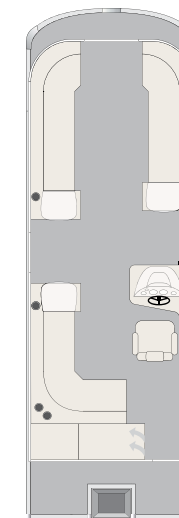
242/242TT



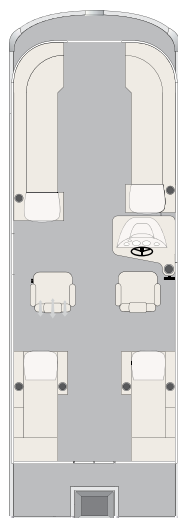
245TT Sport



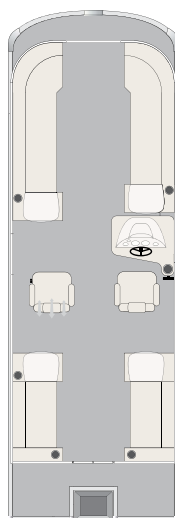
247TT Sport



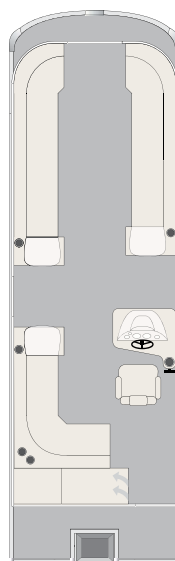
262/262TT



265TT Sport



267TT Sport



282/282TT

Access the legendary performance of JC TriToon Marine at a cost that affords you the excitement you're looking for - with the Spirit. Layout options offer the room for a perfect day making waves.



SPIRIT 267TT SPORT

HIGH TIDE HULL (HTH)

The High Tide Hull is a new super structure on top of our proven U-shaped Pontoons. This heavier built super structure is designed to withstand the ever-increasing horsepower and torque of the next generation outboard engines. We have decided to be proactive in this new design to keep up with what the engine companies can deliver.


Some of the added advantages of the HTH are an additional 3" of free board above the water. This may not sound like much, but it generates a drier, softer ride in rough water. It also allows space between the pontoon deck and the pontoons for a bow anchor locker and a deeper in-tube storage compartment. The HTH hull on average, adds 400 pounds that contributes to the softer ride.

When choosing the HTH option for your boat, it will include:

- High Strength Elevated Performance Hull w/350hp rating
- Bow Anchor Locker w/Marine Mat
- In-Tube Storage w/Marine Mat
- Taller SS Heavy Duty Ski Tow



The HTH Frame has heavy duty 5½" cross members that provides 3" of additional free board above the water.



SPORTTOON HTH shown

The Bow Anchor Locker compartment is built in to the frame of the HTH and the In-tube Storage compartment is even deeper.

HTH available on:

SportToon 24TT, 26TT, 28TT

SunLounger 23TT, 25TT, 27TT (Sport versions)

Swing Back 23TT, 25TT, 27TT (Sport versions)

NepToon 23TT, 25TT, 27TT (Sport versions)



SPORTTOON



NEPTOON (INCLUDES SUNLOUNGER & SWING BACK)



SPIRIT





SPORTTOON LOUNGE

White base with Cocoa primary color and welt



NEPTOON LOUNGE

White base with Steel primary color and welt



SPIRIT LOUNGE

White base with Dark Blue

If you are seriously researching our boats, then you have already ruled out the majority of pontoons currently on the market. You are now comparing us to the three or four premium manufacturers that build a pontoon in our price and quality range. There are many good pontoons in our price range. As you make your buying decision, we wish to point out a few of the standard and optional features on our pontoons that truly make the JC difference.

- ✓ Tubes bolted directly to the structural cross-members with heavy stainless steel bolts and lock nuts.
- ✓ All SuperTubes have baffles and are pressure tested to assure that they are air-tight [NO foam] before leaving the factory.
- ✓ Aluminum bottom skin is standard on all three-tubed models.
- ✓ 49 gallon fuel capacity is standard on all three-tubed models.
- ✓ Durable, attractive white or black powder coating is the standard rail finish on JC pontoons. (Spirit available in white only)
- ✓ SportToon, NepToon and SunLounger bimini tops are made of Sunbrella®.
- ✓ Top-of-the-line waterproof Clarion AM/FM/CD is standard on JC pontoons. (Spirit uses 3½" diameter AM/FM/iPod interface)
- ✓ "Designer Series" carpeting is stretched and stapled to the deck rather than glued.
- ✓ Solid extruded aluminum skid bar welded to all JC tubes.
- ✓ Bow cabinet "pods" with built-in SS lights. (SportToon)
- ✓ Sirius satellite radio is standard on SportToon and is optional on NepToon and SunLounger.

JC TriToon Marine



JC Manufacturing, Inc.

P.O. Box 340
North Webster, IN 46555
Ph: 574.834.2881
Fx: 574.834.7307
E-Mail: sales@jcpontoon.com
www.jcpontoon.com

Limited lifetime warranty
of pontoons

*Complete warranty details and conditions
are available from your dealer.*

**Not for sale in California.*

Dealer