

JC TriToon Marine

THE ORIGINAL TRITOON

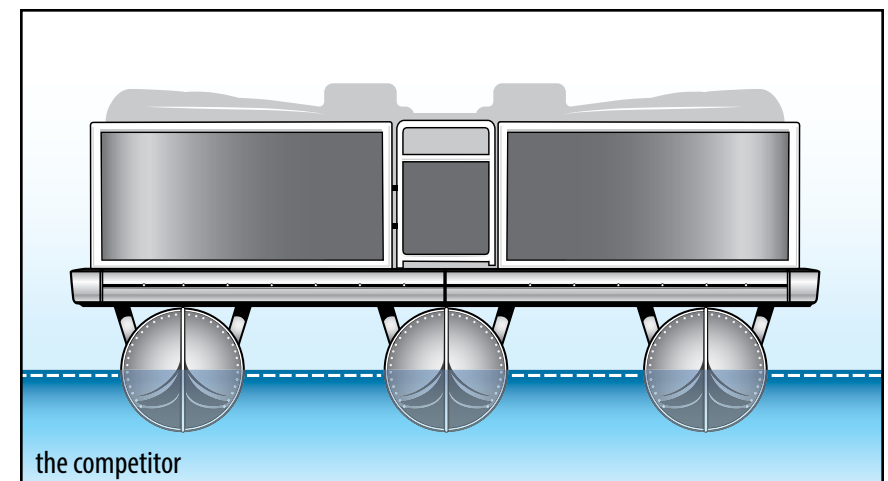
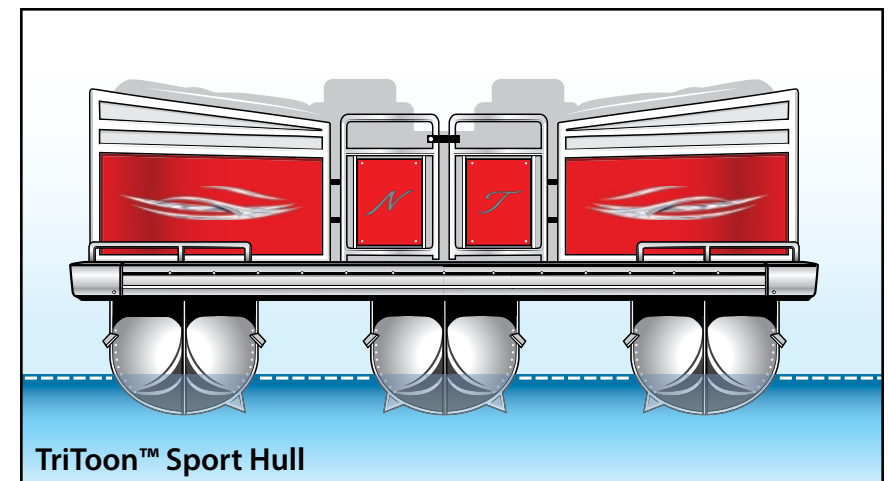
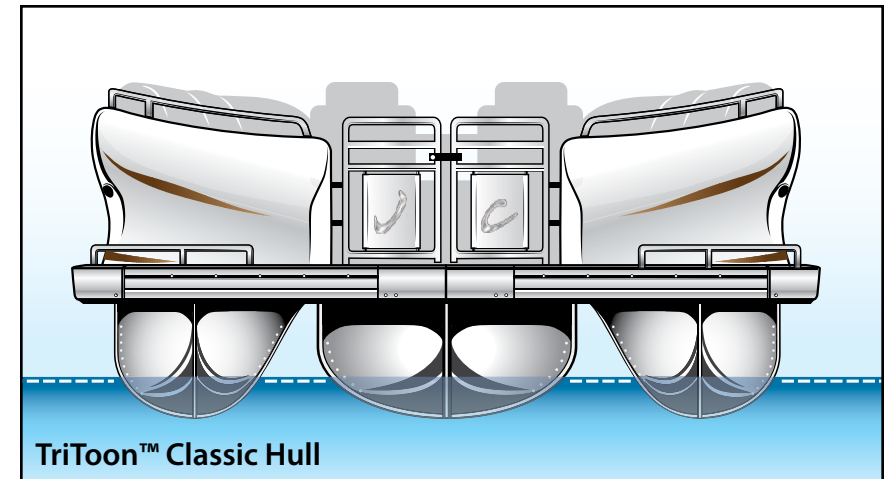
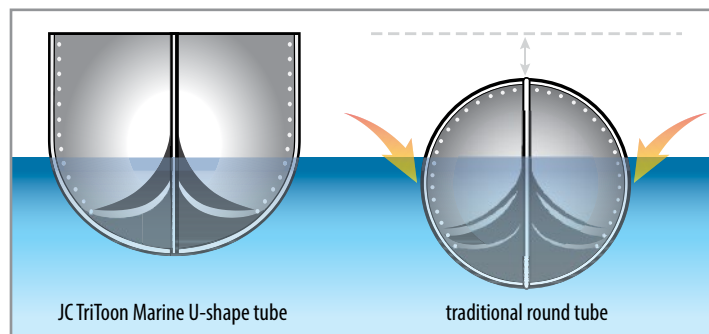


SPIRIT . NEPTOON . SUNLOUNGER . SPORTTOON . TRITOON CLASSIC

JC TriToon Marine

A D V A N T A G E

- U-shaped pontoons offer **greater volume and carrying capacity** (1-2 person increase on average). Ride higher and drier. U-shape prevents water from getting on top of pontoon and weighing it down.
- **Cross frames are bolted directly to pontoons** offering unmatched durability and strength. U-shaped tubes have **no stress on welds**, like round tubes have, because U-shaped tubes are bolted directly to cross members which increases the structural integrity. They are **NOT** bolted to a bracket that is then welded to the tubes which reduces the structural integrity of the overall boat.
- **Full length center pontoon on ALL TriToon/Three Tube boats** adds performance and quality of ride versus the partial third tube that is offered by some competitors.
- The TriToon™ Classic hull design is able to **retain buoyancy despite heavier loads**. As a result, the design offers smoother, more responsive handling.
- The TriToon™ Sport tube hull and tube design includes additional design innovations that **reduce water loads** and **allows for nearly seamless, cut-through performance**.
- Traditional round tubes used by competitors yields to more resistance and decreases the boat handling because the hull sits deeper in the water.

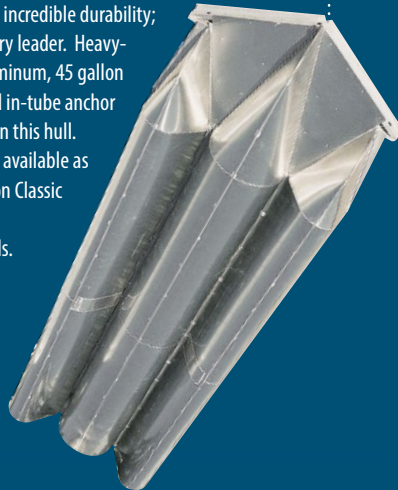


engineered for PERFORMANCE

TriToon™ Classic Hull (formerly TriToon)

We designed the TriToon Classic hull over 25 years ago. For a combination of smooth ride, precise handling and incredible durability; it remains the industry leader. Heavy-duty .125 gauge aluminum, 45 gallon in-tube fuel tank and in-tube anchor locker are standard on this hull. In-tube ski storage is available as an option. The TriToon Classic hull is used on all TriToon Classic models.

TriToon™ is a registered trademark of JC Manufacturing.



TT (TriToon™) Hull

The TT (TriToon) hull uses three tubes (24" x 24") with the transom integrated into the center tube. This hull design features a standard in-tube 45 gallon fuel tank, aluminum bottom skin and optional in-tube ski storage. The TT (TriToon) hull is standard on the NepToon TT, SunLounger TT and Spirit TT.



Standard (twin tube) Hull

The standard hull for Spirit is the twin tube (24" x 24") hull. The optional aluminum bottom skin is recommended for horsepower over 70.

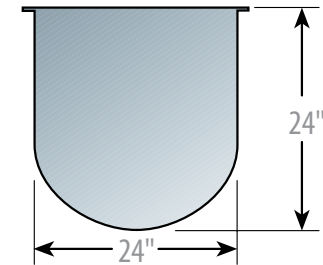


TriToon™ Sport Hull

The awesome TriToon Sport hull adds our exclusive lifting fin design to the TT (TriToon) hull. Our TriToon Sport hull not only increases top end speed but also yields handling that is as quick and precise as any sport boat. This hull features a 45 gallon in-tube fuel tank and optional in-tube ski storage. The TriToon Sport hull is standard on the SportToon TT, NepToon Sport TT, and SunLounger Sport TT. Lifting fins are an available option on the NepToon TT and SunLounger TT.



JC TriToon™ Classic tubes are constructed of .125 gauge aluminum throughout, while the Spirit, NepToons, SportToon and SunLounger tubes are constructed of .100 gauge marine aluminum with a .125 nose cone – the strongest on the market.



JC Tube

Tube has more flotation than a 25" round with an advanced U-shaped design.



JC TriToon Classic



JC Spirit/
NepToon/
SportToon/
SunLounger



Industry Standard

Celebrating Over 35 Years of Innovative Boat Design and Engineering



SPIRIT 221TT



JC TriToon Marine

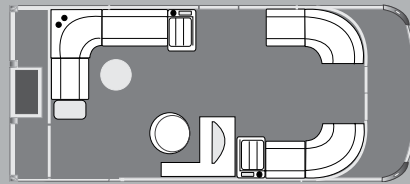
Access the legendary performance of TriToon Marine at a cost that affords you the excitement you're looking for – with the Spirit. Layout options offer the room for a perfect day making waves.



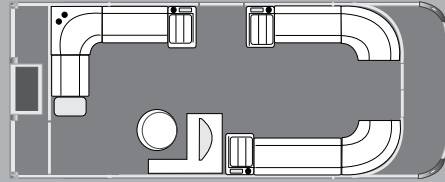
SPIRIT 245TT SPORT



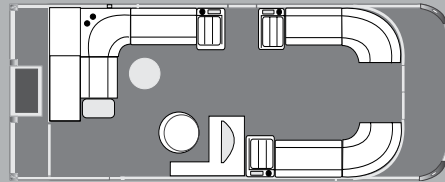
Spirit 201/201TT



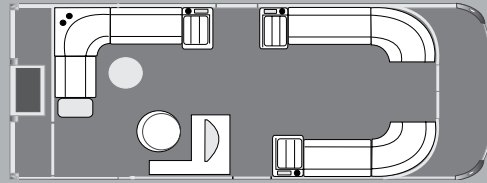
Spirit 221/221TT



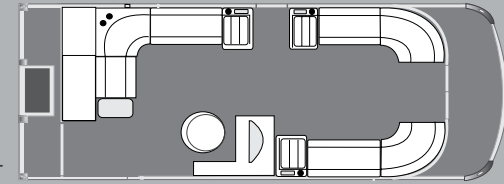
Spirit 222/222TT



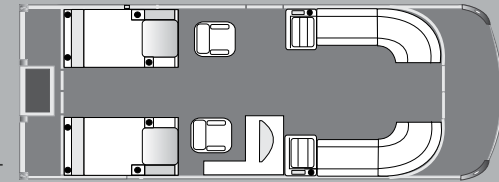
Spirit 241/241TT



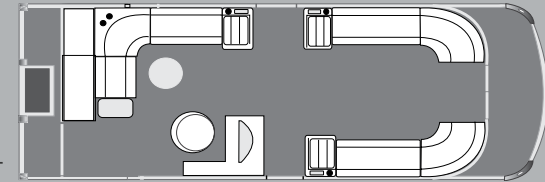
Spirit 242/242TT



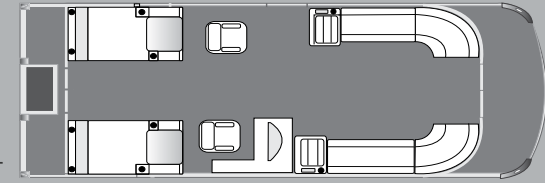
Spirit 245TT Sport



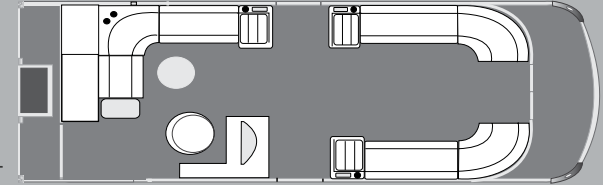
Spirit 262/262TT



Spirit 265TT Sport



Spirit 282/282TT



*Additional floorplans available. See dealer for more options.


SPIRIT . SPECIFICATIONS	201 / 201TT, Sport	221 / 221TT, Sport	222 / 222TT, Sport	241 / 241TT, Sport	242 / 242TT, Sport	245TT Sport	262 / 262TT, Sport	265TT Sport	282 / 282TT, Sport
Hull Type	2 tube / 3 tube, Sport	2 tube / 3 tube, Sport	2 tube / 3 tube, Sport	2 tube / 3 tube, Sport	2 tube / 3 tube, Sport	Sport	2 tube / 3 tube, Sport	Sport	2 tube / 3 tube, Sport
Pontoon Length	19'	21'	21'	23'	23'	23'	25'	25'	27'
Pontoon Size (2 or 3)	24" x 24"	24" x 24"	24" x 24"	24" x 24"	24" x 24"	24" x 24"	24" x 24"	24" x 24"	24" x 24"
Deck Size	8' 6" x 19' 6"	8' 6" x 21' 6"	8' 6" x 21' 6"	8' 6" x 23' 6"	8' 6" x 23' 6"	8' 6" x 23' 6"	8' 6" x 25' 7"	8' 6" x 25' 7"	8' 6" x 27' 6"
Boat Weight (Lbs.)*	1,930 / 2,200	2,165 / 2,460	2,165 / 2,460	2,395 / 2,720	2,395 / 2,720	2,820	2,620 / 2,980	3,080	2,840 / 3,240
Person Capacity	12 / 14	12 / 14	12 / 14	15 / 15	15 / 15	15	16 / 16	16	15 / 18
Max Capacity (Lbs.)	2,400 / 2,900	2,700 / 3,200	2,700 / 3,200	3,050 / 3,600	3,050 / 3,600	3,600	3,400 / 4,000	4,000	3,750 / 4,400
Max Horsepower	75 / 115, 150	115 / 150, 200	115 / 150, 200	115 / 150, 200	115 / 150, 200	200	115 / 150, 200	200	115 / 150, 200

*Boat weights are approximate and do not take in account the weight of the engine and gear



SPIRIT 265TT SPORT

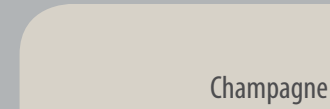
Spirit Panel Color Options




Black



Red



Champagne



Dark Blue



White



JC TriToon Marine

New for 2017 are the rear facing lounges in the Spirit lineup.

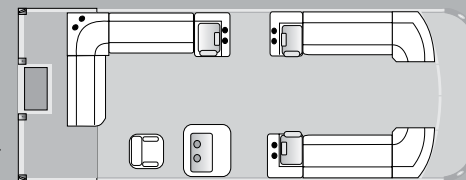
This feature adds a center stern entrance on the 245TT Sport and 265TT Sport Spirit models.



NEPTOON 23TT

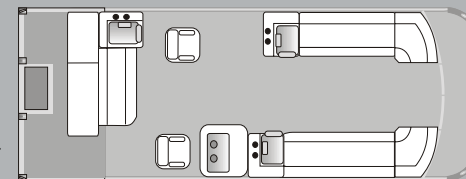


NepToon 23 CL



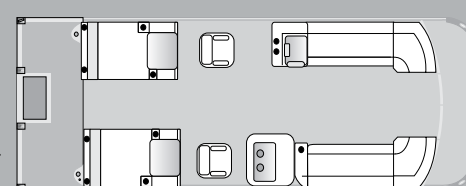
"L" Group Standard Stern

NepToon 23 CS



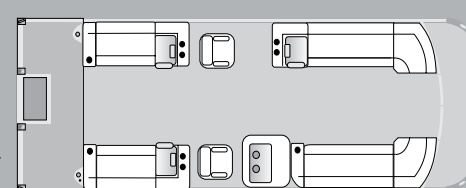
Companion Seat

NepToon 23 RFL



Rear Facing Lounge (N/A in 21')

NepToon 23 DSL



Dual Stern Lounge

*Additional floorplans available. See dealer for more options.

JC TriToon Marine

Enter into full-scale family fun when you power up the NepToon. With a TriToon hull or TriToon sport hull as options, you can assure everyone of an amped up outing.

NepToon . SPECIFICATIONS

	21TT / 21TT Sport	23TT / 23TT Sport
Hull Type	TriToon	TriToon
Pontoon Length	21'	23'
Aluminum Gauge Tube	.100	.100
Aluminum Gauge Nose Cone	.125	.125
Deck Size	8' 6" x 21' 6"	8' 6" x 23' 6"
Boat Weight (Lbs.)*	2,585	2,845
Person Capacity	14	15
Max Capacity (Lbs.)	3,200	3,600
Max Horsepower	150 / 200	150 / 300

*Boat weights are approximate and do not take in account the weight of the engine and gear



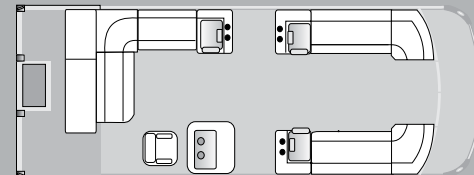
NEPTOON 25TT



TriToon Marine

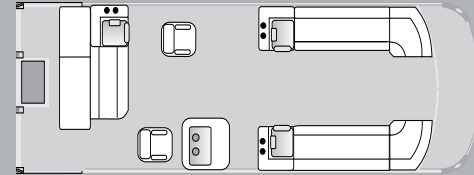
Now you're talking. Room for the party,
for fishing, for everything else in this
NepToon series. Sleek, stable and style in
one beautiful boat.

NepToon 25 OL



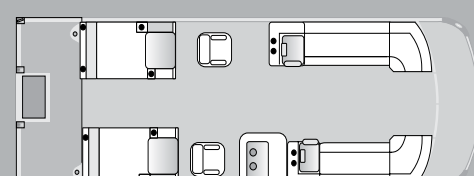
"L" Group Open Stern

NepToon 25 CS



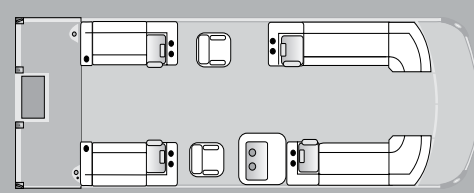
Companion Seat

NepToon 25 RFL



Rear Facing Lounge

NepToon 25 DSL



Dual Stern Lounge

*Additional floorplans available. See dealer for more options.

NepToon . SPECIFICATIONS

	25TT / 25TT Sport	27TT / 27TT Sport
Hull Type	TriToon	TriToon
Pontoon Length	25'	27'
Aluminum Gauge Tube	.100	.100
Aluminum Gauge Nose Cone	.125	.125
Deck Size	8' 6" x 25' 6"	8' 6" x 27' 6"
Boat Weight (Lbs.)*	3,105	3,365
Person Capacity	16	18
Max Capacity (Lbs.)	4,000	4,400
Max Horsepower	150 / 300	150 / 300

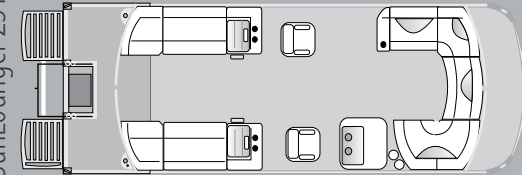
*Boat weights are approximate and do not take in account the weight of the engine and gear



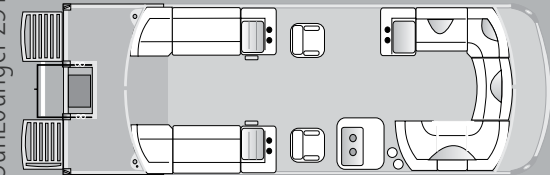
SUNLOUNGER 25TT SPORT



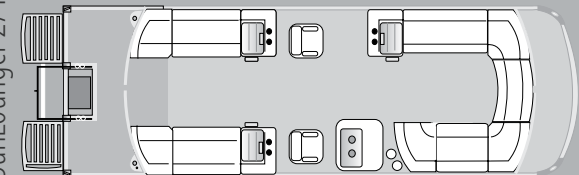
SunLounge 23TT



SunLounge 25TT



SunLounge 27TT



JC TriToon Marine

Enjoy a day at the sandbar with this JC favorite. The open stern area provides a generous swimming platform and superior maneuverability for skiing and tubing. The family will love the spacious, comfortable layout.

SunLounge . SPECIFICATIONS	23TT / 23TT Sport	25TT / 25TT Sport	27TT / 27TT Sport
Hull Type	TriToon	TriToon	TriToon
Pontoon Length	23'	25'	27'
Aluminum Gauge Tube	.100	.100	.100
Aluminum Gauge Nose Cone	.125	.125	.125
Deck Size	8' 6" x 23' 6"	8' 6" x 25' 6"	8' 6" x 27' 6"
Boat Weight (Lbs.)*	2,845	3,105	3,365
Person Capacity	15	16	18
Max Capacity (Lbs.)	3,600	4,000	4,400
Max Horsepower	150 / 300	150 / 300	150 / 300

*Boat weights are approximate and do not take in account the weight of the engine and gear



SPORTTOON 24TT



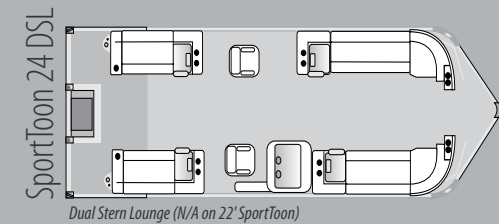
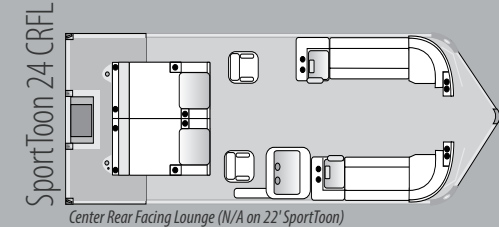
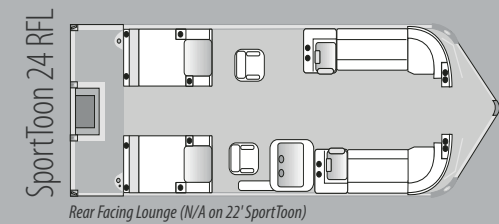
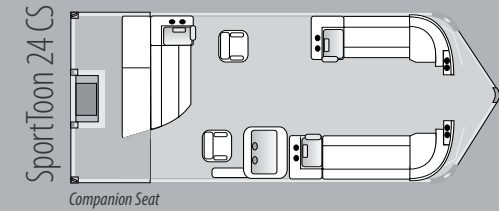
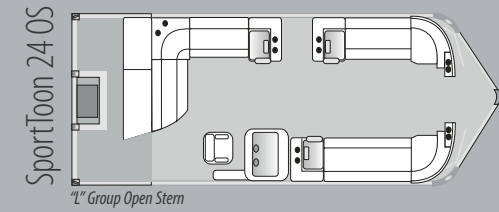
JC TriToon Marine

Get your moves on in the SportToon.
Tight handling and feisty engine
force means hours of skiing, tubing
and all around jammin' on the water.

SportToon . SPECIFICATIONS

	22TT	24TT
Hull Type	TriToon	TriToon
Pontoon Length	22'	24'
Aluminum Gauge Tube	.100	.100
Aluminum Gauge Nose Cone	.125	.125
Deck Size	8' 6" x 22' 9"	8' 6" x 24' 9"
Boat Weight (Lbs.)*	2,660	2,920
Max Capacity (Lbs.)	3,200	3,600
Person Capacity	14	15
Passenger Capacity (Lbs.)	2,400	2,650
Max Horsepower	200	300

*Boat weights are approximate and do not take in account the weight of the engine and gear



*Additional floorplans available. See dealer for more options.

SPORTTOON



SPORTTOON 26 TT



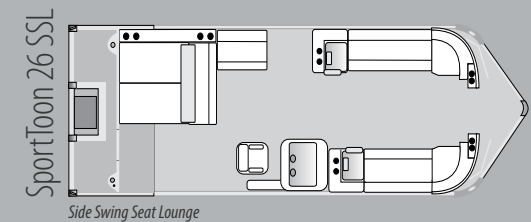
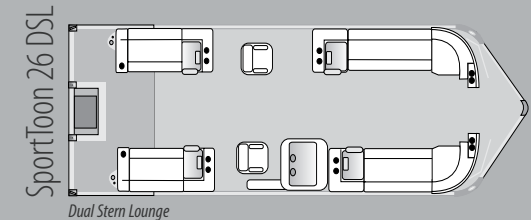
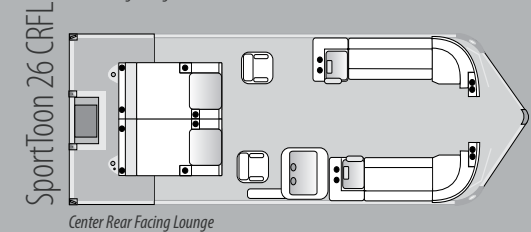
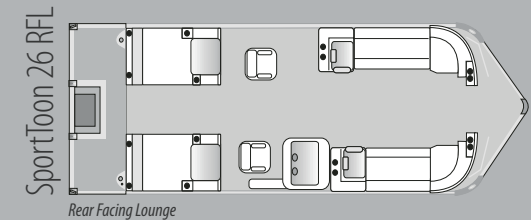
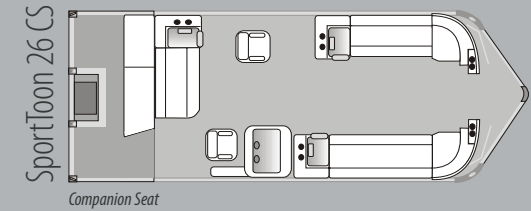
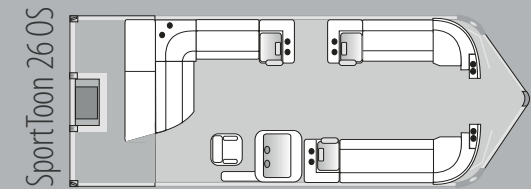
SportToon . SPECIFICATIONS

	26TT
Hull Type	TriToon
Pontoon Length	26'
Aluminum Gauge Tube	.100
Aluminum Gauge Nose Cone	.125
Deck Size	8' 6" x 26' 9"
Boat Weight (Lbs.)*	3,180
Max Capacity (Lbs.)	4,000
Person Capacity	16
Passenger Capacity (Lbs.)	2,900
Max Horsepower	300

*Boat weights are approximate and do not take in account the weight of the engine and gear

JC TriToon Marine

Flexible floor plan choices means making the most of your ride, and everyone will notice the iconic profile of a TriToon made boat coming down the channel and sailing across waves.



*Additional floorplans available. See dealer for more options.



SPORTTOON 28TT



SportToon . SPECIFICATIONS

28TT

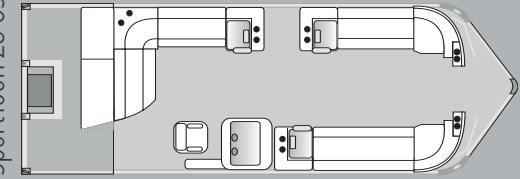
Hull Type	TriToon
Pontoon Length	28'
Aluminum Gauge Tube	.100
Aluminum Gauge Nose Cone	.125
Deck Size	8' 6" x 28' 9"
Boat Weight (Lbs.)*	3,440
Max Capacity (Lbs.)	4,400
Person Capacity	18
Passenger Capacity (Lbs.)	3,150
Max Horsepower	300

*Boat weights are approximate and do not take in account the weight of the engine and gear

JC TriToon Marine

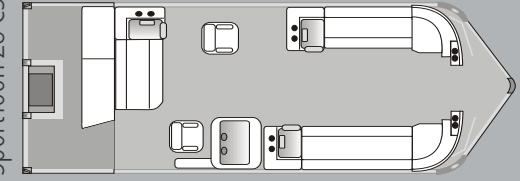
Full-on features, spacious deck size, stainless steel, and hefty horsepower. You'll find it all on these SportToon models.

SportToon 28 OS



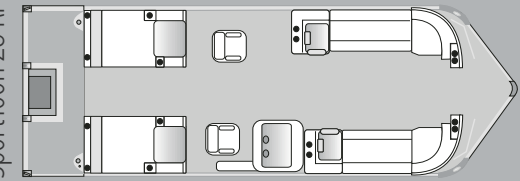
"L" Group Open Stern

SportToon 28 CS



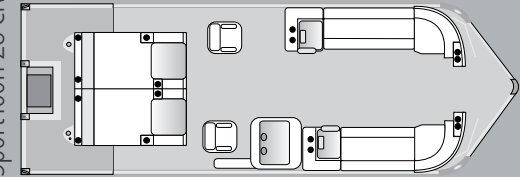
Companion Seat

SportToon 28 RFL



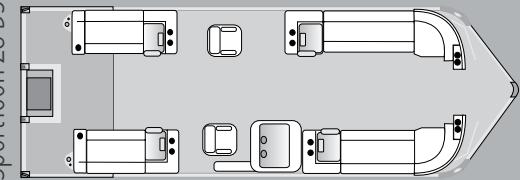
Rear Facing Lounge

SportToon 28 CRFL



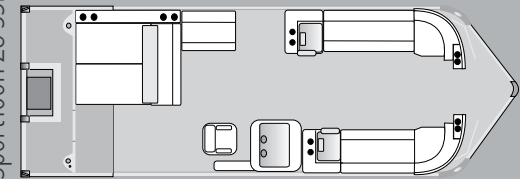
Center Rear Facing Lounge

SportToon 28 DSL



Dual Stern Lounge

SportToon 28 SSL



Side Swing Seat Lounge

*Additional floorplans available. See dealer for more options.

SPORTTOON



TRITOON CLASSIC 246



TRITOON CLASSIC 246



TRITOON CLASSIC 266



TRITOON CLASSIC 266

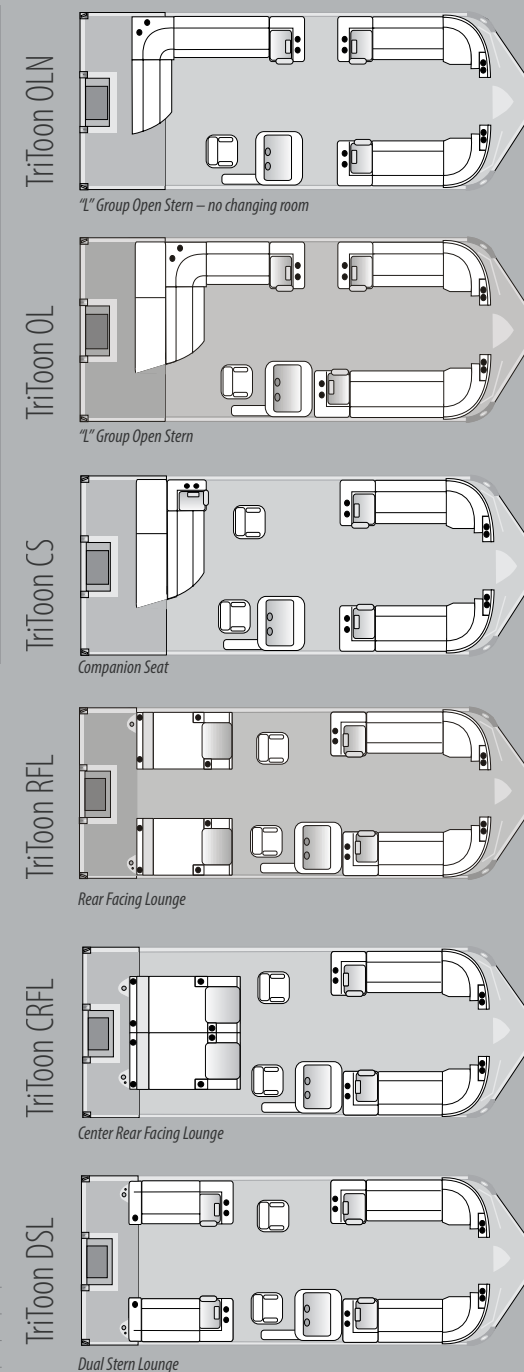
JC TriToon Marine

Make it your own. Get ready for an iconic experience in the namesake TriToon. Fill your chapters with stories of loving life in the waves and on the shore.

SPECIFICATIONS

	TriToon™ Classic O/B 226	TriToon™ Classic O/B 246	TriToon™ Classic O/B 266	TriToon™ Classic O/B 306	TriToon™ Classic I/O 246	TriToon™ Classic I/O 266	TriToon™ Classic I/O 306
Hull Type	TriToon	TriToon	TriToon	TriToon	TriToon	TriToon	TriToon
Pontoon Length	22'	24'	26'	30'	24'	26'	30'
Aluminum Gauge Tube	.125	.125	.125	.125	.125	.125	.125
Aluminum Gauge Nose Cone	.125	.125	.125	.125	.125	.125	.125
Deck Size	8' 6" x 22' 7"	8' 6" x 24' 7"	8' 6" x 26' 7"	8' 6" x 30' 7"	8' 6" x 24' 7"	8' 6" x 26' 7"	8' 6" x 30' 7"
Boat Weight (Lbs.)*	2,900	3,150	3,400	3,900	4,150	4,400	4,900
Max Capacity (Lbs.)	3,350	3,850	4,200	4,900	3,850	4,200	4,900
Person Capacity	14	15	16	20	15	16	20
Passenger Capacity (Lbs.)	2,500	2,750	3,000	3,600	2,750	3,000	3,600
Max Horsepower	250	300	300	300	350	350	350

*Boat weights are approximate and do not take in account the weight of the engine and gear




*Additional floorplans available. See dealer for more options.

MAIN PANEL COLORS

NepToon, SportToon & TriToon Classic

Standard



Premium




ACCENT PANEL COLORS

SportToon & TriToon Classic

Standard




Premium




UPHOLSTERY COLORS

All Models

Primary



Accent



*Requires an upholstery trim package on NepToon models.

COMPARE THE JC DIFFERENCE

If you are seriously researching our boats, then you have already ruled out the majority of pontoons currently on the market. You are now comparing us to the three or four premium manufacturers that build a pontoon in our price and quality range. There are many good pontoons in our price range. As you make your buying decision, we wish to point out a few of the standard and optional features on our pontoons that truly make the JC difference.

- ✓ TriToon™ Classic hull is made of .125 gauge aluminum, approximately 40% thicker than our typical three-tube competition.
- ✓ TriToon™ Classic available with MerCruiser power to 350 hp.
- ✓ Tubes bolted directly to the structural cross-members with heavy stainless steel bolts and lock nuts.
- ✓ All Spirit and NepToon SuperTubes have baffles and are pressure tested to assure that they are air-tight [NO foam] before leaving the factory.
- ✓ Aluminum bottom skin is standard on all three-tubed models.
- ✓ 45 gallon fuel capacity is standard on all NepToon TT, SportToon TT, TriToon™ and Spirit TT models.
- ✓ JC pontoons have standard rails finished with durable, attractive white or black powder coating.
- ✓ .250 gauge transoms are standard on all TriToon™ Classic models.
- ✓ JC bimini tops are made of Sunbrella®.
- ✓ Top-of-the-line waterproof Clarion AM/FM/CD is standard on all JC pontoons. (Spirit uses 3 1/2" diameter AM/FM/iPod interface)
- ✓ "Designer Series" carpeting is stretched and stapled to the deck rather than glued.
- ✓ Solid extruded aluminum skid bar welded to all JC tubes.
- ✓ Standard in-deck anchor locker on TriToon™ Classic models.
- ✓ Bow cabinet "pods" with built-in SS lights. (TriToon/SportToon)
- ✓ Sirius satellite radio is standard on TriToon™ and SportToon and is optional on NepToon.

2017 SPIRIT FEATURES

STANDARDS ●

OPTIONS ○

Spirit	Spirit TT Sport	
●	●	Color Side Panels (Black, Blue, Red, Champagne, or White)
●	●	Starboard Gate (Available on Some Models)
●	●	XL Starboard Bow Lounge with No Starboard Gate (Available on Some Models)
●	●	Changing Room (Available on Some Models)
●	●	Sun Deck (Available on Some Models)
●	●	.100 Gauge Aluminum Tubes
●	●	.125 Gauge Aluminum Nose-Cones
●	●	16" on Center Cross Members
●	●	24" on Center Cross Members
●	●	2 U-Shaped SuperTubes
○	●	3 U-Shaped SuperTubes (TT Only)
○	●	Aluminum Bottom Skin (TT Only) (Standard on TT)
●	●	3/4" Wolmanized Deck
●	●	9' Bimini with 7/8" Bimini frame
○	●	10' Bimini, 1" Frame, Stainless Fittings and Quick Release
●	●	Roto-Molded Seat Bases
●	●	SS Stern Ladder
●	●	SS Cleats
●	●	L-Group Stern Seating with Chaise (Available on Some Models)
●	●	Bow Lounges with Chaise (Available on Some Models)
●	●	3 1/2" Diameter AM/FM/iPod Interface
○	●	CMD8 Clarion CD/AM/FM with JL Blue Tooth Interface
●	●	Four Speakers
●	●	12 Gallon Fuel Tank (Twin Tube Only)
●	●	45 Gallon Fuel Tank (TT)
●	●	36 oz. Designer Series Carpet
●	●	Fiberglass Console
●	●	Courtesy Light on Helm
●	●	Horn
●	●	Cooler
●	●	Extra Wide Stern Gate
●	●	Captain's Chair
●	●	Windshield
●	●	Deluxe Instrument Panel (Includes Trim and Water Pressure)
●	●	Adjustable Height Pedestal

Spirit	Spirit TT Sport	
○	○	Variety of Table Choices
○	●	Hydraulic Steering with Tilt Wheel
○	○	Movable Cup Holders
○	○	Ski Tow
○	●	Heavy Duty Aluminum Ski Tow
○	●	Docking Lights with Pod
○	●	iPod Connectivity adds Bluetooth
○	○	Garmin echoMAP™ 53 LakeVü™ HD
○	○	Water/Fuel Filter
●	○	Tilt Steering Wheel
○	○	20" Cocktail Table/Stern
○	○	Cover for Helm and Captain's Chair
○	○	Installed Seat Covers
○	●	Reclining Captain's Chair with Arms
○	○	Bimini Extension of 6.5' (to 1", 10' frame only)
○	○	Choice of Pre-Rigs
○	●	Stern with JC Grass Flooring
○	●	Lifting Fins (Optional on all TT Models Only)
○	○	Mooring Cover
○	○	Stainless Flip-up Bow Cleats
○	○	Stern Mount Ladder with LED lights
○	○	Ottoman Cooler Table
○	○	GPS Speedo
○	○	JC Power Management System
○	○	Garelick Pedestal

2017 NEPTOON & SUNLOUNGER FEATURES

STANDARDS ● | OPTIONS ○

NepToon TT	NepToon TT Sport	SunLounger TT	SunLounger TT Sport	
●	●	●	●	Powder-Coated Rails
●	●	●	●	3/4" Wolmanized Deck
●	●	●	●	10' Sunbrella 1" Bimini Frame with SS and Quick Release Fittings
●	●	●	●	Roto-Molded Seat Bases
●	●	●	●	Two Bow Lounges
●	●	●	●	L-Group Seating
●	●	●	●	Stern Pull-Out Lounges
●	●	●	●	Headrests
●	●	●	●	SS Cupholders
●	●	●	●	36 oz. Marine Carpet
●	●	●	●	Fiberglass Console
●	●	●	●	Tach, Speedo, and Fuel Gauge
●	●	●	●	Deluxe Instrument Panel
●	●	●	●	Helm and Captain's Chair Cover
●	●	●	●	Tilt Steering Wheel
●	●	●	●	LED Docking Lights
●	●	●	●	LED Nav Lights
●	●	●	●	Flip-Top Helm
●	●	●	●	Horn
●	●	●	●	SS Stern Ladder with LED lights and SS Cleats
●	●	●	●	SS Flip-up Cleats
●	●	●	●	Reclining Captain's Chair with Arms
●	●	●	●	Windshield
●	●	●	●	Polished Aluminum Corner Castings
●	●	●	●	Clarion CMD8 CD/AM/FM with JL Bluetooth
●	●	●	●	iPod Interface
●	●	●	●	Heavy Duty Aluminum Ski Tow
●	●	●	●	45 Gallon Fuel Tank
●	●	●	●	Power Assisted Hydraulic Steering
●	●	●	●	JC Grass in Stern Area
●	●	●	●	Open Stern Floor Plan
○	○	○	○	Upholstery Trim Package
●	●	●	●	Stern Pull Out Lounges
●	●	●	●	12 Volt Receptacles in Stern Area
●	●	●	●	Companion Seat
●	●	●	●	Courtesy Lights
●	●	●	●	Garelick Pedestal

NepToon TT	NepToon TT Sport	SunLounger TT	SunLounger TT Sport	
○	○	○	○	Changing Room *
○	○	○	○	Misting System Single Zone & Dual Zone
○	○	○	○	Misting Shower in Changing Room
○	○	○	○	JL Speakers 7.7
○	○	○	○	JL 8.8 Speakers with Lights
○	○	○	○	JL 8.8 Deluxe Sound System with Amp
○	○	○	○	JL Media Master with Amp
○	○	○	○	Rail Mount Entertainment Center
○	○	○	○	Variety of Table Choices
○	○	○	○	Movable Gate Seat
○	○	○	○	L-Group and Bow Lounge Modules
○	○	○	○	Arm Rests on Lounger Arms (Fold Down)
○	○	○	○	Adjustable Height Table Leg
○	○	○	○	Digital Depth Gauge
○	○	○	○	Garmin echoMAP™ 53 LakeVü™ HD
○	○	○	○	Heavy Duty SS Ski Tow
○	○	○	○	Hydraulic Steering (1.7 Ratio)
○	○	○	○	Hydraulic Steering (2.4 Ratio)
○	○	○	○	Sirius Satellite Radio
○	○	○	○	Movable Cup Holders
○	○	○	○	6.5' Bimini Extension
○	○	○	○	10' Electric Bimini Top
○	○	○	○	SS Fender Holders with Two Fenders
○	○	○	○	JC Power Management System

NepToon TT	NepToon TT Sport	SunLounger TT	SunLounger TT Sport	
○	○	○	○	Bimini Trailing Arm
○	○	○	○	SS Bow Rails
○	○	○	○	Dual Rear Swim Platform
○	○	○	○	Single Rear Swim Platform
○	○	○	○	Mooring Cover
○	○	○	○	Seat Covers
○	○	○	○	JC Grass Decking (Replaces Carpet)
○	○	○	○	In-Tube Ski Storage
○	○	○	○	Wake Board Tower
○	○	○	○	Lifting Fins
○	○	○	○	Raised Helm Platform
○	○	○	○	Reclining Captain's Chair
○	○	○	○	Underwater Stern Lights (Blue)
○	○	○	○	RGB Lighting (interior, under side trim and underwater)
○	○	○	○	Fuel/Water Filter
○	○	○	○	Ski Mirror
○	○	○	○	SS Rubrail
○	○	○	○	Under Side Trim Rail Lighting (Amber)
○	○	○	○	Open Stern Floorplan
○	○	○	○	Companion Seat Floorplan
○	○	○	○	Rear Facing Lounges (RFL) (N/A on 21' Neptoon and SunLoungers)
○	○	○	○	Slide-Out Bow Lounge Extension
○	○	○	○	Stainless Flip-Up Bow Cleat

*No charge option.

2017 TRITON CLASSIC & SPORTTOON FEATURES

STANDARDS ● | OPTIONS ○

TriToon I/O	TriToon O/B	SportToon TT	
●	●	●	10' Sunbrella 1" Bimini Frame with SS and Quick Release Fittings
●	●	●	SS Bow Rails
●	●	●	SS Bow and Stern Gates
●	●	●	SS Flip-up Cleats
●	●	●	Horn
●	●	●	Powder Coated Rail Pack
●	●	●	SS Cupholders
●	●	●	Helm Cover
●	●	●	Captain's Chair Cover
●	●	●	Roto-Molded Seat Bases
●	●	●	Rear Sundeck with SS Rail (Available on Some Models)*
●	●	●	Flip-Top Helm
●	●	●	Tilt Steering Wheel
●	●	●	Full Instrumentation
●	●	●	36 oz. Marine Carpet
●	●	●	CMD8 Clarion CD/AM/FM with JL Bluetooth
●	●	●	JL 7.7 Speakers
●	●	●	Sirius Satellite Radio
●	●	●	SS Stern Boarding Ladder with LED Lights
●	●	●	SS LED Docking Lights
●	●	●	LED Courtesy Lights
●	●	●	Windshield (Quick Release)
●	●	●	Two Bow Lounges
●	●	●	Polished Aluminum Corner Castings
●	●	●	45 Gallon Fuel Tank
●	●	●	Reclining Captain's Chair
●	●	●	Garelick Heavy Duty Pedestal
●	●	●	Aluminum Bottom Skin
●	●	●	SS Rubrail
●	●	●	Hydraulic Steering (1.7 Ratio)
●	●	●	Power Assist for Hyd. Steering
●	●	●	JC Power Management System
●	●	●	Open Stern Floorplan (includes I/O)

TriToon I/O	TriToon O/B	SportToon TT	
○	○	○	Sundeck with Changing Room*
○	○	○	Misting System Single Zone & Dual Zone
○	○	○	Misting Shower in Changing Room
○	○	○	SS Fender Holder with Fenders
○	○	○	Two Captains' Chairs Replace Bow Lounge
○	○	○	Free Standing Table with Cooler
○	○	○	Ottoman Cooler Table
○	○	○	Variety of Table Choices
○	○	○	Adjustable Height Table Leg
○	○	○	Battery
○	○	○	Second Battery
○	○	○	Garmin echoMAP™ S3 LakeVü™ HD
○	○	○	Movable Cupholders
○	○	○	6.5' Bimini Extension
○	○	○	1 1/4" Bimini Frame
○	○	○	10' Power Bimini
○	○	○	Bimini Trailing Arm
○	○	○	Bluetooth
○	○	○	Rail Mount Entertainment Center
○	○	○	JL Media Master with Amp
○	○	○	JL 8.8 Speakers with Lights
○	○	○	JL 8.8 Deluxe Sound System with Amp
○	○	○	Porta Potti
○	○	○	Choice of Pre-Rigs
○	○	○	Mooring Cover
○	○	○	JC Grass Decking (Replaces Carpet)
○	○	○	Full Rear Swim Platform
○	○	○	Dual Rear Swim Platform

TriToon I/O	TriToon O/B	SportToon TT	
○	○	○	Single Rear Swim Platform
○	○	○	MerCruiser Upgrade (350 HP)
○	○	○	MerCruiser 6.2L 300HP
○	○	○	Hydraulic Steering (2.4 Ratio)
○	○	○	Seat Covers
○	○	○	Bilge Pump
○	○	○	Wake Board Tower (Stainless Steel)
○	○	○	Wake Board Tower (Powder Coated Aluminum) (Available Only with RFL)
○	○	○	Sport Arch (N/A on 22)
○	○	○	Lifting Fins
○	○	○	Raised Helm Platform
○	○	○	Fuel/Water Filter
○	○	○	Underwater Stern Lights (Blue)
○	○	○	RGB Lighting (interior, under side trim and underwater)
○	○	○	Rear Facing Lounger Floorplan (RFL)
○	○	○	Companion Seat Floorplan
○	○	○	Under Side Trim Lighting (Amber)
○	○	○	Slide-Out Bow Lounge Extensions
○	○	○	Ski Mirror
○	○	○	L-Group with Choice of End Module
○	○	○	Bow Lounges with Choice of End Module
○	○	○	L-Group and Bow Lounge Modules
○	○	○	Lounger with Storage
○	○	○	Lounger with Cooler
○	○	○	Lounger with Trash Container
○	○	○	Lounger Upgrade
○	○	○	Folding Arm Rest
○	○	○	Upright Cooler
○	○	○	Changing Room (Lounger Arm)

*No charge option.


2017 JC TRITOON MARINE FEATURES

-  Spirit
-  NepToon
-  SportToon
-  TriToon Classic
-  SunLounger

(Some items are standard in one series and optional in another. Please refer to charts on pages 25-27.)




Hybrid Helm – white




Hybrid Helm – taupe




Spirit helm




Optional raised helm platform



Flip-top easy access




Reclining captain's chair




Optional ski mirror




Headrest detail




SS Flip-up cleat (optional on center bow)




Roto-cast seat base with storage



Optional removable bow gate seat




Lounger with armrest/headrest



Optional remote spotlight




Wakeboard tower with optional speakers




SS bimini fittings




Hidden lounge end storage compartment




Optional movable SS cupholder



Standard 10' and optional 16.5' bimini




10' optional power bimini shown in fully down, radar and fully extended position



Optional ottoman cooler table




Optional free-standing table



Optional solid surface table




Optional sea-rail table with optional adjustable table leg




White pod lights



Stern fuel & light pod



Optional full rear swim platform with ladder




Optional single rear swim platform with ladder




Lounger with trash container



Lounger with cooler



Optional SS fender holder with fenders



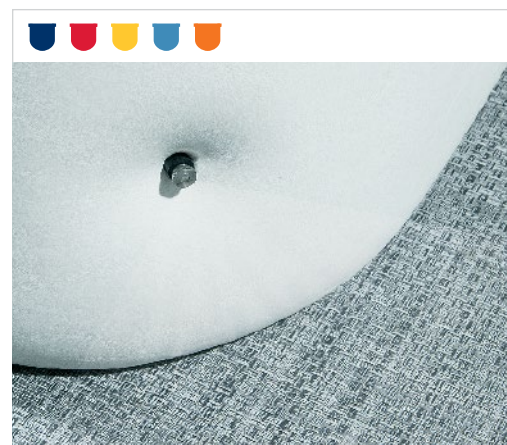
Horn




GPS speedometer




Optional underwater stern lights




Optional misting system



TriToon Power Management System



SS gates




NepToon/SunLounge gate




Sirius satellite radio




Clarion CD/AM/FM




Optional under trim lights




LED stern ladder



Optional JL speakers with amber back light



Optional JL MediaMaster



Stainless steel rub rail

Power & Performance



MERCURY
MerCruiser



EVINRUDE



SUZUKI
MARINE

JC TriToon Marine uses
Sunbrella material

sunbrella®
MARINE



Limited lifetime warranty
of pontoons

•

Limited lifetime warranty
of structural components

•

5 Year bow to stern warranty
on all other components

*Complete warranty details and conditions
are available from your dealer.*

JC Manufacturing, Inc.

P.O. Box 340

North Webster, IN 46555

Ph: 574.834.2881

Fx: 574.834.7307

E-Mail: jc@jcpontoon.com

www.jcpontoon.com



Dealer